

February 2009

Turkish, Kurdish and Turkish Cypriot Communities in London

**Greater London Authority
April 2009**

Published by
Greater London Authority
City Hall
The Queen's Walk
More London
London SE1 2AA

www.london.gov.uk

enquiries 020 7983 4100

minicom 020 7983 4458

ISBN 978-1-84781-238-4

Copies of this report are available from
www.london.gov.uk

Acknowledgements

Any Census data produced in this report has been reproduced with the permission of the Controller of Her Majesty's Stationery Office and the Queen's Printer for Scotland and is (c) Crown Copyright. An acknowledgement of the source is given at the end of each table. All maps are (c) Crown Copyright. All rights reserved. (Greater London Authority) (LA100032379) (2007)

Printed on 9Lives 80 paper: 80 per cent recovered fibre and 20 per cent virgin TCF fibre sourced from sustainable forests; FSC and NAPM certified.



Contents

Executive summary	5
1 Introduction	7
2 Population numbers	9
3 Education	19
4 Language, religion and culture	25
5 Employment and economic status	29
6 Health	35
7 Housing	39
8 Crime and community safety	43
Appendix	45
References	49

London's Turkish, Kurdish and Turkish Cypriot communities make up a significant proportion of the capital's minority ethnic population. Boroughs such as Hackney, Haringey, Islington, Waltham Forest and Enfield, in particular, reflect the economic, social and cultural contribution Turkish, Turkish Cypriot and Kurdish communities make to London. This report brings together existing data on these community groups and highlights key issues facing London's Turkish, Kurdish and Turkish Cypriot populations, with a view to informing key decision makers and service providers.

Report findings

- There is a lack of official sources of statistics on Turkish, Kurdish and Turkish Cypriot communities in the UK, because they tend to be subsumed under broad ethnic group categories. A limited amount of information is available from specially commissioned tables from the 2001 Census, but the numbers do not show the true size of the current populations.
- Estimating the size of the Kurdish population is particularly problematical as Kurdish people mainly originate from Turkey, Iran, Iraq and Syria, but country of birth figures for these states also include other ethnic groups.
- London is home to a large proportion of the Turkish, Kurdish and Turkish Cypriot communities living in England and Wales recorded in the 2001 Census, including 60 per cent of those born in Cyprus and 74 per cent of those born in Turkey.
- Within London, there are particular concentrations of the communities in Enfield, Haringey, Hackney, Islington and Waltham Forest.
- The age structure of the communities reflects their likely time of arrival in the UK. Turkish Cypriots have been in the UK the longest and have an age structure very similar to the overall population. The Turkish population is younger and the Kurdish population, who have mostly arrived more recently, are younger still.
- Several local education authorities in London record ethnicity in detail and these show lower, but improving, attainment rates by Turkish and Kurdish pupils.

Information from the 2001 census showed that:

- Adults born in Turkey and Cyprus were less likely than the general population to hold higher-level qualifications and far more likely to have no recognised qualifications. Those born in Iran, Iraq and Syria, on the other hand, were much more likely to hold higher-level qualifications.
- Over 25 per cent of Londoners born in Turkey and 19 per cent of those born in Cyprus were involved in the wholesale and retail trade, compared with 14 per cent of the general population. Twenty-two per cent of those born in Turkey and 12 per cent of those born in Cyprus were employed in hotels and restaurants, compared with five per cent of the general population.
- The most common employment and business activities are in retail and catering areas, including restaurants, takeaway foods, cafés, supermarkets, minicab offices, off-licences, jewellery, fashion and import-export.

- Nearly 48 per cent of Kurdish employees worked fewer than 30 hours per week, as did 34 per cent of Turkish employees and nearly 26 per cent of Turkish Cypriot employees. The London average was 16 per cent.
- Unemployment was more than twice as high for Turkish and Kurdish people than the London average.
- Rates of limiting long-term illness were higher for Turkish and Kurdish people than for the population of London as a whole. Those who came to the UK as asylum seekers are especially likely to have sustained physical and psychological injuries from war or torture.
- Kurdish and Turkish people were more likely to live in property rented from the council or a housing association than the London population as a whole, while Turkish Cypriots are more likely to be owner-occupiers.
- Only a small percentage of households in London had to share bathroom and toilet facilities, but the likelihood was higher for those born in Turkey, Iran, Iraq and Syria. This points to households sharing accommodation, with possible overcrowding for some.

Key recommendations and needs highlighted by the report include:

- For government agencies and statutory bodies to build up robust and valid statistical data on Turkish, Kurdish and Turkish Cypriot communities.
- To further investigate educational attainment among Turkish, Kurdish and Turkish Cypriot communities in London and devise strategies to remedy problems identified.
- To examine the effectiveness of training and skill courses available to London's Turkish,

Kurdish and Turkish Cypriot communities.

- To collate evidence regarding existing health inequalities affecting London's Turkish, Kurdish and Turkish Cypriot population from community organisations and health partners across London to influence policy and service provision.
- For more affordable and sufficient housing, particularly for London's Turkish and Kurdish communities.

The report identifies key areas where the Mayor has taken, and or will be taking, steps to address the needs and contribution of London's Turkish, Kurdish and Turkish Cypriot communities. These include action on:

- Ethnic monitoring and Census categories
- Educational needs
- Education of refugee and asylum-seeking children
- Skills and employment
- Business support
- Cultural events
- Health inequalities strategy
- Housing strategy

1 Introduction

This report brings together information on the Turkish, Kurdish and Turkish Cypriot communities who contribute to London's vibrant and strong cultural diversity. These communities have been described as 'invisible', because in the main do not figure in studies of ethnic diversity.¹ Most official sources of statistics, where there is any recording of ethnicity, classify populations only in broad ethnic groups. The exceptions are: specially commissioned tables from the Census; figures from those boroughs which record more detailed information on school pupils and have carried out community studies; and information from community groups. This report draws on the sources of information available.

Despite the relative 'invisibility' of these communities in relation to studies of ethnic diversity, their contribution to London's economic, social and cultural make up is prominent. This can be observed in the growing number of Turkish, Kurdish and Turkish Cypriot businesses across a variety of key sectors, including retail, catering, textiles and wider support services from accounting to language schools² together with increasing political representation in local government. These more recent interactions add to a long history of trade between London and Turkey. For instance, trade in coffee helped establish the first coffee houses in London in the mid seventeenth century. Today trade between the UK and Turkey continues to thrive, amounting to more than £5.5 billion in 2005 in exports and imports.³

The Mayor commissioned this report with the objective of bringing together information

available on London's Turkish, Kurdish and Turkish Cypriot communities.

Brief history of Turkish Cypriot, Turkish and Kurdish migration to the UK

This is not a comprehensive history, but a brief overview of how and why Turkish, Kurdish and Turkish Cypriot communities came to the UK.

London's Turkish Cypriot, Turkish and Kurdish communities came from a variety of historical and social backgrounds and migrated to the UK at different periods. The main migration periods have been over the last 60 years, although their cultural influence on the UK is evident from much further back.

Turkish Cypriots began to migrate to the UK at the end of World War II, largely as a result of the conflict between the communities in Cyprus in the 1950s and 1960s together with the active recruitment of labour by the British government⁴. Further migration took place during the 1970s and 1980s following the partition of Cyprus in 1974. Britain was their favoured destination because, as former colonial subjects, they felt they had a 'special' historical relationship with Britain.

During the late 1960s and early 1970s many skilled workers came from Turkey to the UK to work in the textile industry and were later joined by their families. In 1980 there was a military coup in Turkey, which led others to flee the country with some seeking political asylum in the UK. The first Turkish migrants to London used to meet at Trafalgar Square as they were yet to establish community centres, cafes or restaurants of their own within which to socialise. Trafalgar

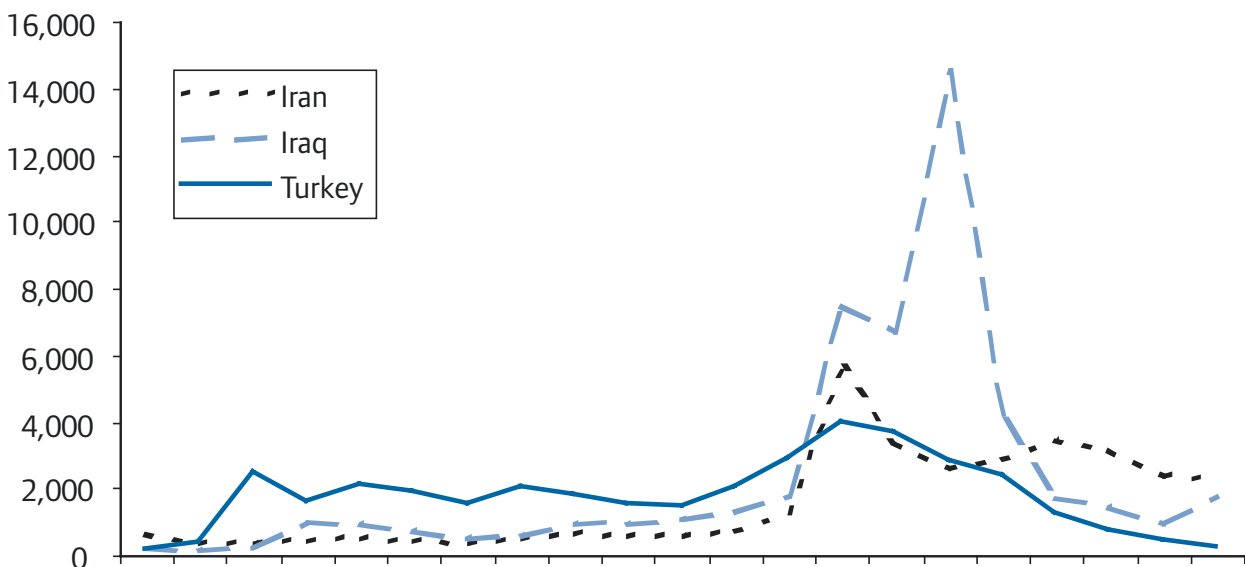
Square was given the name of Güvercinlik (pigeon loft).⁵ It has also been named by London's Kurdish communities as Ware Azadi (freedom square).

Kurdish people have been migrating to the UK since the 1970s from Iraq, Iran, Turkey and Syria. According to Home Office Country of Origin Reports, Kurdish people form between 17 and 22 per cent of Turkey's population, 15 to 20 per cent of Iraq's, nine per cent of Iran's and eight to 15 per cent of Syria's.⁶ Many Kurdish people migrated to the UK from Iraq in the 1970s after the Kurdish uprising against the Iraqi government was repressed. Further Kurdish migration from Iraq took place after Saddam Hussein's Anfal campaign in 1988, involving the use of chemical weapons against towns and villages in the northern Kurdish

region of Iraq. Kurdish communities from Turkey migrated to Britain during the 1980s to 1990s owing to increasing levels of conflict in South East Turkey⁷.

Home Office figures only show the country of origin, not the ethnic group of asylum applicants, so it is not possible to show the numbers of Kurdish people applying to come to the UK. Figure 1 shows the numbers of people from Iran, Iraq and Turkey seeking asylum in the UK over the last two decades. This shows the peaks in applications in the late 1990s and early 2000s, particularly from people from Iraq. The numbers seeking asylum from Turkey have fallen rapidly since 2000 down to 210 in 2007.

Figure 1 Asylum applications to the UK, by country of origin, 1985 to 2007 (principal applicants, excluding dependents)



Source: Asylum by numbers, 1985-2000, Analysis of available asylum data from 1985 to 2000, Refugee Council, February 2002 and Home Office figures for 2001 to 2007

2 Population numbers

It should be noted throughout this report that an accurate estimation of the number of people in London from these communities has yet to be produced. This report brings together currently available and is aware that further research is necessary if the size of these communities is to be fully acknowledged.

2001 Census

In the 2001 Census, nearly 52,000 people in London identified themselves as Turkish (37,827) or Turkish Cypriot (14,074). A further 7,360 stated they were Cypriot, without specifying whether they were Greek Cypriot or Turkish Cypriot. There were 9,659 people in London who identified themselves as Kurdish. The GLA understands that the actual population of these communities is likely to be considerably higher.

The Census figures are from commissioned tables which are based on ethnic group as written in by respondents on the Census form. The Census asks, 'What is your ethnic group?' and respondents are then asked to choose one section out of five, headed 'White, Mixed, Black or Black British, Asian or Asian British and Chinese or other ethnic group.' Under each section respondents are then asked to tick the appropriate box to indicate their 'cultural background'. Under the 'White' section, the choices to tick are British, Irish, or Any other White background. Under 'any other white background' they are asked to write in the detailed ethnic group. There is no ethnic group category specified on the Census form for people from a Turkish, Kurdish or Turkish Cypriot background. Therefore, under this classification, Turkish, Turkish Cypriot and Kurdish people

would be likely to tick either 'White British' or 'White Other' and many might leave it at that, rather than writing in a specific identity or indeed not wish to appear to identify as anything other than British.

Additional reasons why the figures on ethnic group in the Census are likely to be an underestimate of the size of the communities include:

- They may not include second or subsequent generations, who may have mixed feelings about how they want to identify their ethnicity.
- Uncertainty about their immigration status or past negative experiences may make people unwilling to identify themselves with a particular ethnic group or country of birth.
- They do not include the numbers who have come into the country since 2001.

It can be reasonably assumed that the 2001 Census figures undercount London's Turkish, Kurdish and Turkish Cypriot populations. This is owing to the reasons outlined above together with the issue as to whether London's Kurdish population identify themselves according to their nationality or their ethnicity. The Census country of birth figures require anyone born outside the UK or Ireland to write in where they were born, but since Kurdish people do not have a recognised nation state they are not identified through this process.

Ethnic monitoring

Issues of ethnicity are very complex. The GLA is aware that ethnicity is not a timeless

scientific concept, but refers to a combination of historical, political, social and cultural factors. The GLA recruitment monitoring form was changed in 2006 to allow separate boxes for Turkish and Kurdish ethnic identities, in response to how communities in London wish to be identified.

Other studies and surveys

The Census figures are considerably lower than the estimates given by various local surveys and studies. One estimate gave the size of the Turkish, Kurdish and Turkish Cypriot population in the UK as 230,000, with 100-140,000 living in and around the boroughs of Hackney, Haringey, Islington and Enfield.⁸ A report for the London Development Agency estimated the Turkish community (including Turkish Cypriots) to number about 150,000.⁹

A profile of the Kurdish community in Hackney in 1999, based on a sample of 1,411 Kurdish households, estimated the population numbers at 10,000 in Hackney alone.¹⁰ This compares with a 2001 Census figure of 1,487 recorded as Kurdish in the borough.

The London Borough of Haringey estimated the proportion of the population who were Turkish Cypriot and Kurdish from the Haringey Residents Survey 2003/04, but acknowledged that the accuracy of these estimates could not be guaranteed.¹¹ The estimates were: Turkish Cypriot, 3 per cent and Kurdish, 1 per cent: roughly 6,600 Turkish Cypriots and 2,200 Kurdish people. This compares with 1,787 Turkish Cypriots and 2,593 Kurdish people recorded in the Census (plus 743 Cypriots, part

not stated). The figure given for the Turkish population was 4 per cent - from the 2001 Census born in Turkey figure, representing 8,589 people.

A survey by the Kurdish Housing Association in 2004 estimated the size of the Kurdish population in London to be at least 50-60,000.¹²

A survey of young Turkish and Kurdish people in Haringey found they 'usually choose multiple ethnic identities, but in the majority of the cases, the term British was not (yet) part of that plurality. This is complicated by the fact that the majority of Kurds refuse to self-identify as Turks.'¹³

The following information based on ethnicity from the 2001 Census therefore needs to be treated with caution - it is not necessarily a representative picture of the communities as a whole. The country of birth figures are only about first generation migrants and figures on ethnic group are likely to also be more representative of first generation rather than second and subsequent generations.

Country of birth

The majority of the population who stated their ethnic group as Turkish, Kurdish or Turkish Cypriot in the Census were born outside the UK. The relative proportions reflect the likely time of arrival in the UK. As Table 1 shows, 58 per cent of Turkish Cypriots in London were born outside the UK, 76 per cent of Turkish people and 85.5 per cent of Kurdish people.

Table 1 Proportion of ethnic group born outside the UK, London, 2001 Census

Ethnic group	% born outside UK
Cypriot (part not stated)	65.5
Kurdish	85.5
Turkish	76.3
Turkish Cypriot	58.0
All London residents	27.1

The Census country of birth figures given here are based on respondents writing in a specific country, unless they were born in the UK or Ireland.

People born in Cyprus (10th) and Turkey (15th) are amongst the largest migrant groups in London. As Table 2 shows, in the 2001 Census, 39,128 people in London stated their country of birth as Turkey. 45,888 were born in Cyprus, but we do not know how many were born in each part of Cyprus. (The write-in answers to the ethnicity question show 21,085 Greek Cypriots and 12,378 Turkish Cypriots in London out of 27,437 and 13,556 respectively in England and Wales).

Table 2 also shows some of the other countries where Kurdish people may have been born - Iran, Iraq and Syria, but these figures will include other ethnic groups as well.

This table shows the numbers born in these countries living in both London and England and Wales, according to the Census. This shows that nearly three-quarters of the England and Wales population who were born in Turkey lived

in London, as did over 60 per cent of those born in Cyprus. Between 50 and 56 per cent of the England and Wales population who were born in Iran, Iraq and the Syrian Arab Republic lived in London.

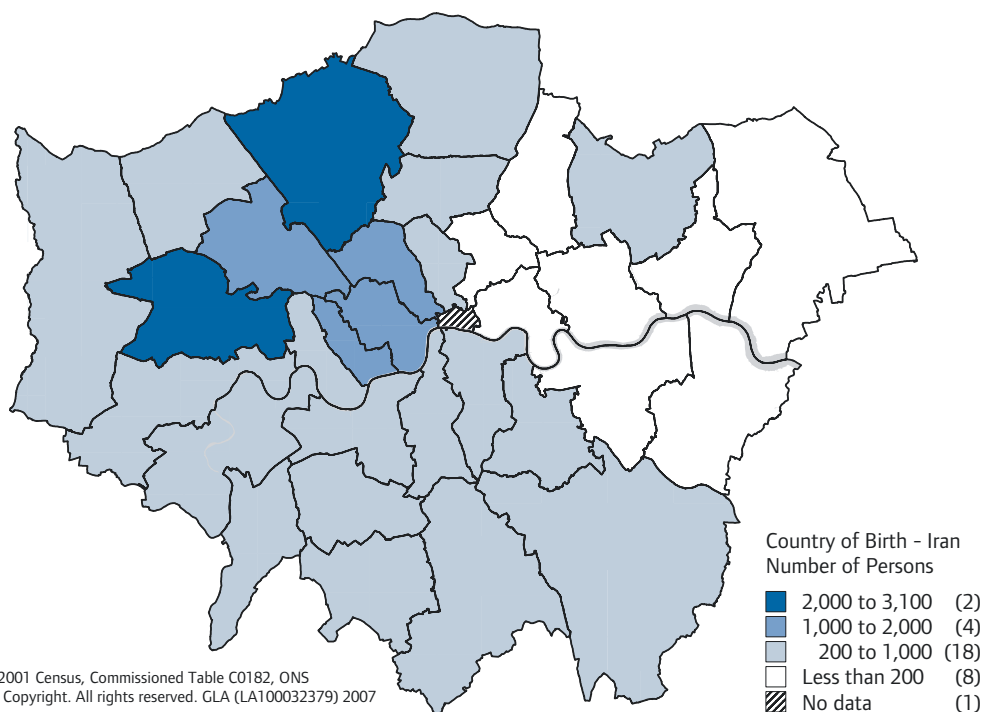
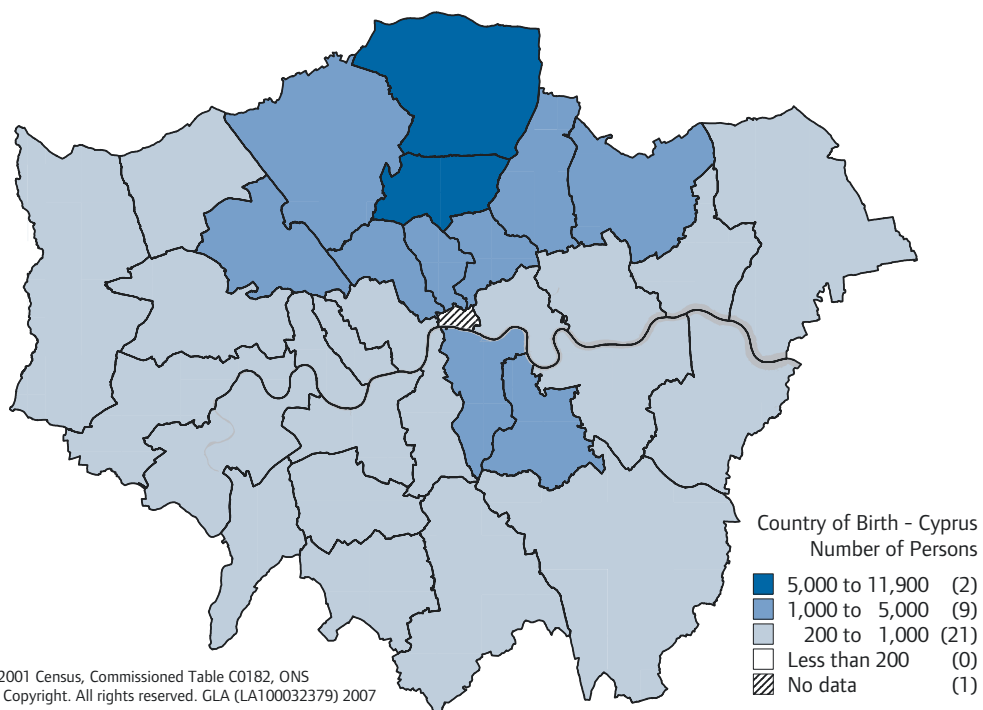
Table 2 Population numbers by country of birth, 2001 Census

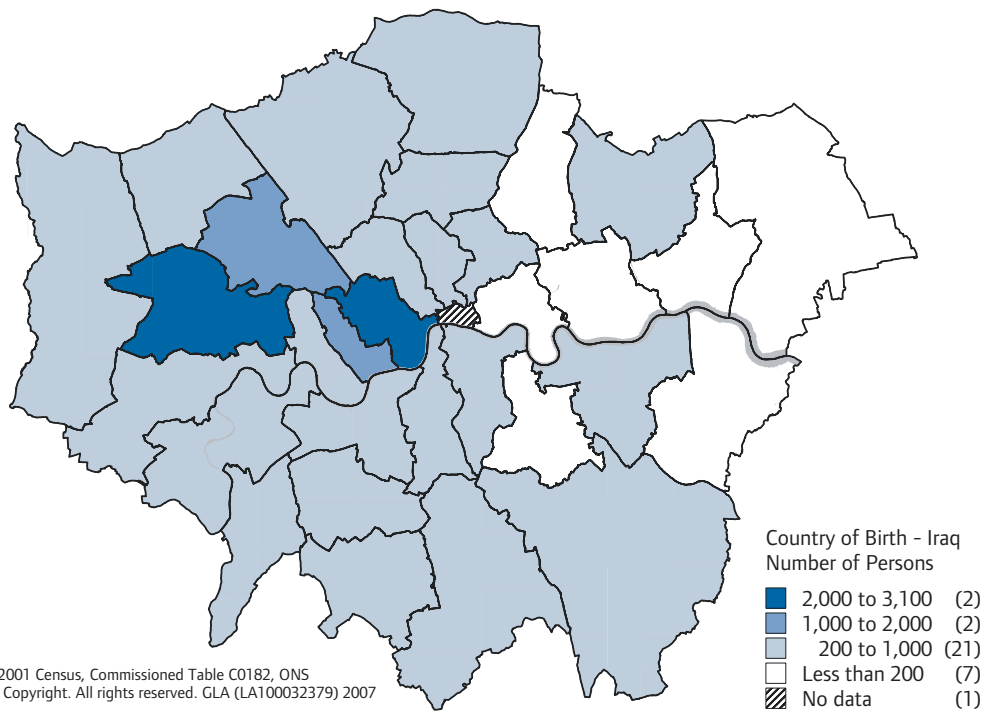
	Greater London	England and Wales total	% living in London
Cyprus	45,888	75,763	60.6
Iran	20,398	40,767	50.0
Iraq	17,294	30,815	56.1
Syrian Arab Republic	2,066	3,975	52.0
Turkey	39,128	52,893	74.0

Location - London boroughs

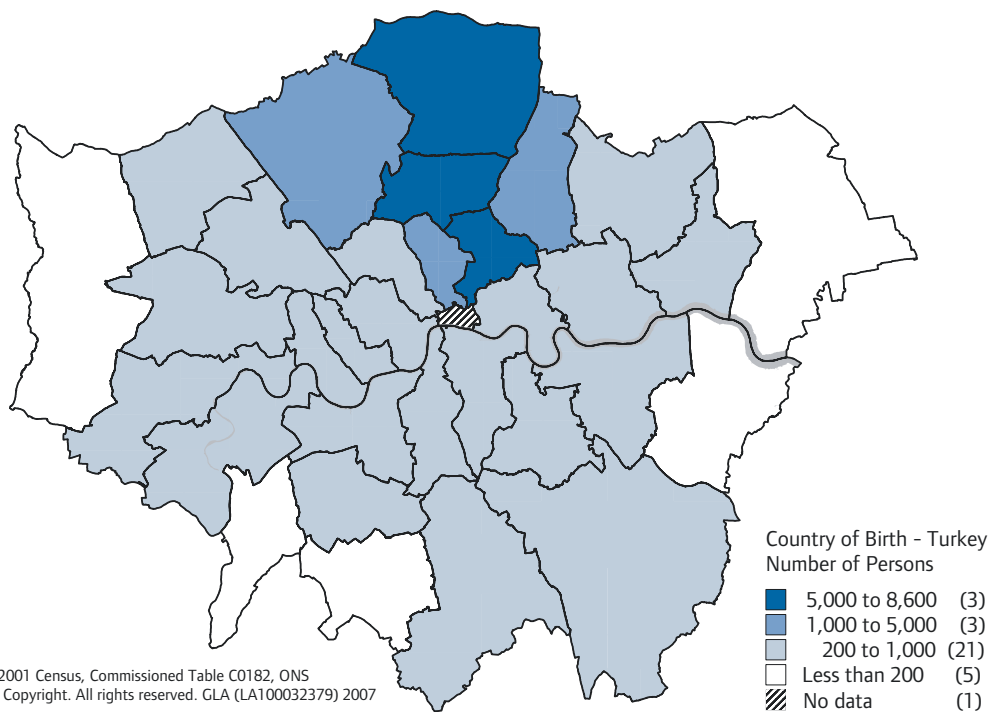
The Appendix gives the 2001 Census figures borough by borough, for ethnic group and for country of birth. These reflect the difficulties outlined above in arriving at a comprehensive and current estimate of the size of the Turkish, Kurdish and Turkish Cypriot communities. They do give an idea, however, of those boroughs where the communities are more likely to be found in larger numbers. These are Hackney, Haringey, Enfield, Islington, Waltham Forest, Lewisham, Southwark, Barnet, Croydon, Greenwich and Redbridge.

The maps on the following pages show the 2001 Census numbers for each of the communities and each relevant country of birth in London boroughs.

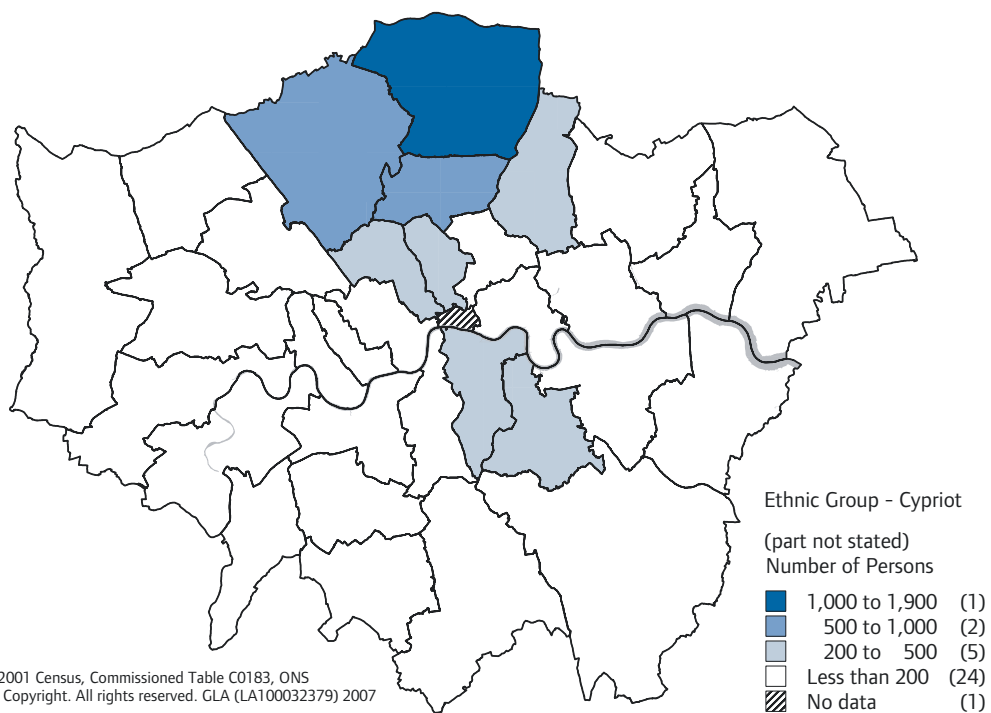




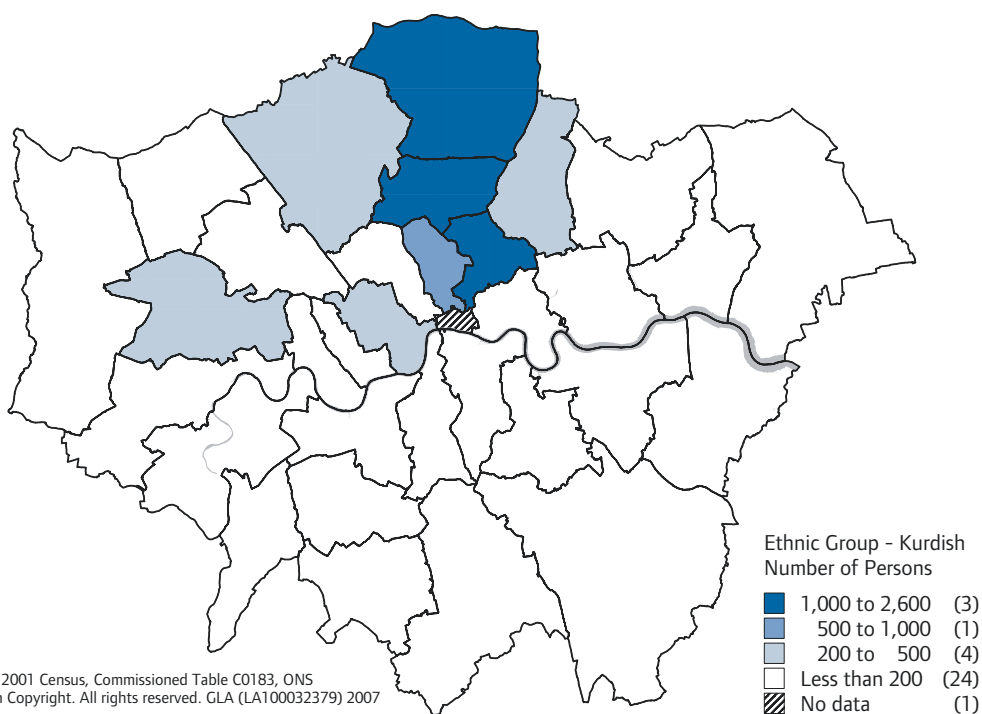
Source: 2001 Census, Commissioned Table C0182, ONS
©Crown Copyright. All rights reserved. GLA (LA100032379) 2007



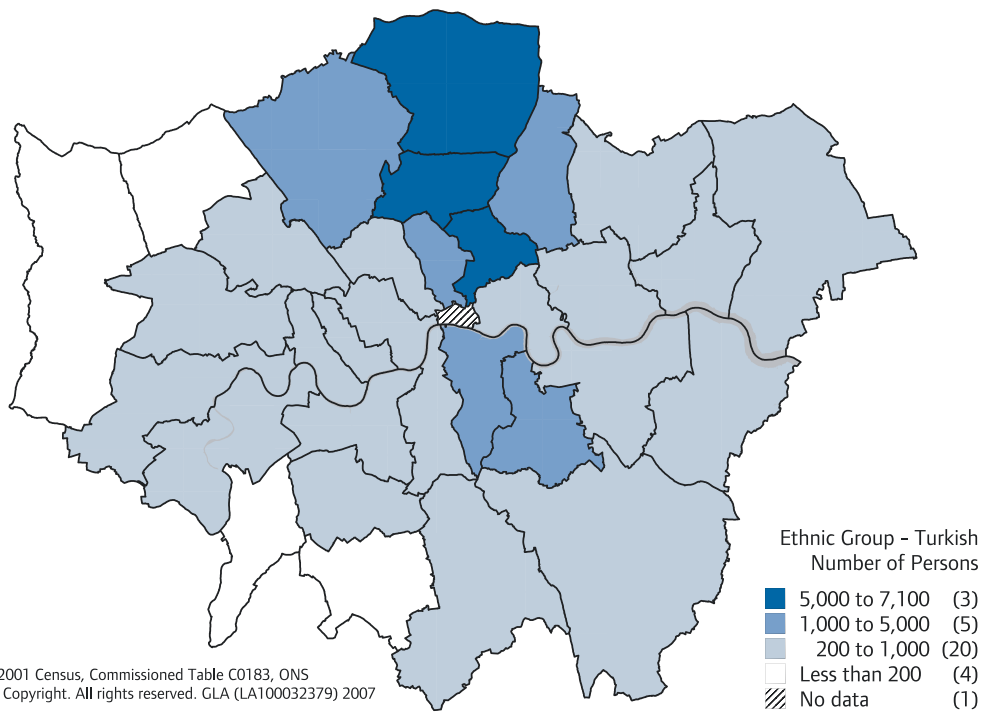
Source: 2001 Census, Commissioned Table C0182, ONS
©Crown Copyright. All rights reserved. GLA (LA100032379) 2007



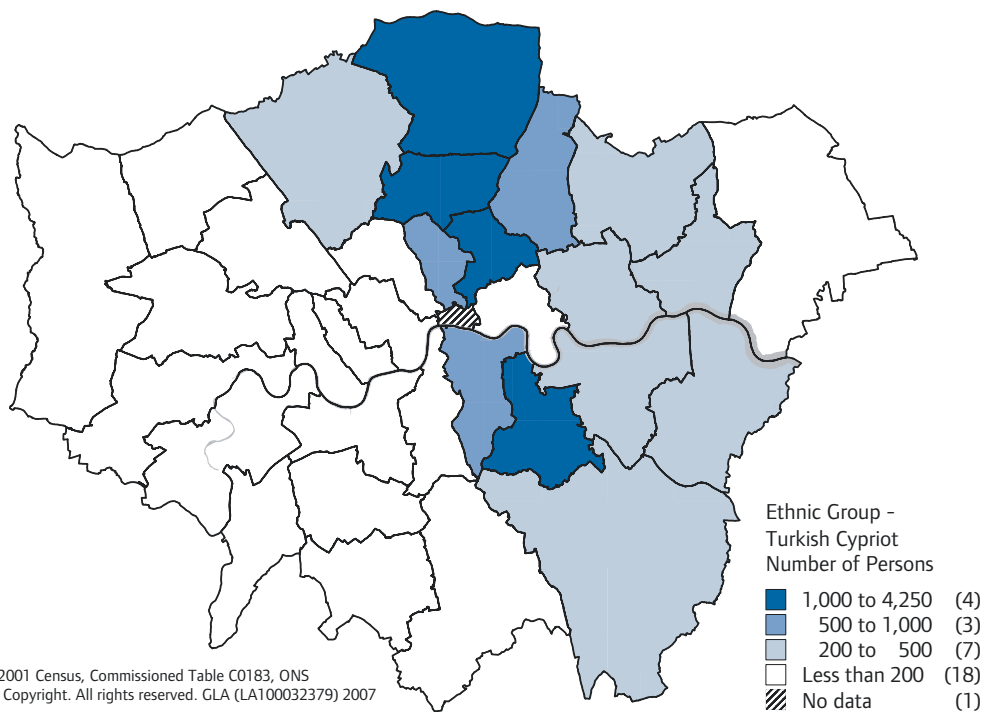
Source: 2001 Census, Commissioned Table C0183, ONS
©Crown Copyright. All rights reserved. GLA (LA100032379) 2007



Source: 2001 Census, Commissioned Table C0183, ONS
©Crown Copyright. All rights reserved. GLA (LA100032379) 2007



Source: 2001 Census, Commissioned Table C0183, ONS
©Crown Copyright. All rights reserved. GLA (LA100032379) 2007



Source: 2001 Census, Commissioned Table C0183, ONS
©Crown Copyright. All rights reserved. GLA (LA100032379) 2007

Location by country of birth - rest of Britain

Information in this section comes from an Institute for Public Policy Research report.¹⁴

The distribution pattern of people **born in Cyprus** in London is very similar to those born in Turkey. Outside of London, clusters of Cyprus born people are found in Borehamwood and Cheshunt in South Hertfordshire, Bristol, Lincoln and Sleaford and around Epping. Comparison with 1991 figures shows a decrease in London and suggests that there has been an outward movement from north London to Hertfordshire and Essex. Other places that have seen an increase are Manchester, Coventry, Lancaster and Morecombe, and Lincoln and Sleaford.

Between 1991 and 2001, the number of people **born in Turkey** living in Britain doubled and two-thirds of this increase was in London. Outside of London, significant numbers are found in Nottingham, Leicester, central Glasgow, Cambridge and Luton.

Outside London, the main centres for people **born in Iran** are Greater Manchester, Brighton, Newcastle and Tyne Bridge, central Glasgow and central Sheffield. The population of Iran-born increased in Britain by nearly a third between 1991 and 2001.

Outside of London, **Iraq** born people are found in the West Midlands metropolitan area, Manchester, central Glasgow, Cardiff, central Leeds, Peterborough, south Sheffield, Hull, Liverpool Riverside and central Bradford.

Gender

In the general UK population there is a slightly higher proportion of females to males as women tend to live longer. In 2001, the Turkish and Turkish Cypriot populations were split almost evenly, while the Kurdish population had a higher proportion of males. This is characteristic of more recently arrived migrants, who are more likely to be male, and who may have not yet have been able to bring their families to the UK or have the economic stability to start a family.

Table 3 Proportion of population by gender, by ethnic group, London, 2001 Census

	Cypriot (part not stated)	Kurdish	Turkish	Turkish Cypriot	All London residents
	%	%	%	%	%
Female	47.6	45.7	49.8	49.8	51.6
Male	52.4	54.3	50.2	50.2	48.4

The country of birth figures mirror this gender imbalance, with the largest proportion of males, over 55 per cent, among the populations born in Iraq and Syria.

Table 4 Proportion of population by gender, by country of birth, London, 2001 Census

	Cyprus	Iran	Iraq	Syrian Arab Republic	Turkey	All London residents
	%	%	%	%	%	%
Female	50.5	48.6	44.7	44.1	48.3	51.6
Male	49.5	51.4	55.3	55.9	51.7	48.4

Age structure

The age structure of the communities also reflects their likely time of arrival in the UK. In common with most migrant groups, the more recently arrived tend to have a younger age structure than the general population. This can be seen from Table 5, where the Turkish Cypriot population, the longest established in London, had an age structure very similar to the

population as a whole. The only exception is the relatively small proportion of people aged 75 and over. The Turkish population on the other hand had a larger proportion of children, a larger number of young adults aged 16 to 39 and smaller proportions of older people. The Kurdish population was younger still, with nearly a third aged less than 16 and very few aged over 60.

Table 5 Age group by ethnic group, 2001 Census

	Cypriot (part not stated)	Kurdish	Turkish	Turkish Cypriot	All London residents
Age group	%	%	%	%	%
0-15	12.4	31.3	24.7	19.9	20.2
16-39	35.0	50.9	49.8	37.8	40.3
40-59/64*	34.5	15.6	21.8	30.7	25.1
60/65-74*	13.3	1.7	2.9	9.3	8.6
75 and over	4.7	0.5	0.8	2.4	5.9
All ages	100.0	100.0	100.0	100.0	100.0

*The Census table broke down the age groups for women as 40-59 and 60-74 and for men as 40-64 and 65-74.

3 Education

Numbers of pupils

The Department for Children, Schools and Families collects data through the Pupil Level Annual Schools Census (PLASC) on nationally agreed ethnic background categories which closely reflect those used in the 2001 national Census.¹⁵ Some local education authorities (LEAs) choose to collect additional data for their own management and planning purposes that allows for a more detailed ethnic background analysis at a local level. In England in 2003, LEAs identified 13,538 Turkish or Turkish Cypriot pupils, 1,655 Kurdish pupils, 495 Iraqi and 994 Iranian. Several London authorities collect this more detailed pupil level information.

In **Hackney**, 8.1 per cent of primary pupils and 7.6 per cent of secondary school pupils were recorded as Turkish/Turkish Cypriot and 1.8 per cent of primary pupils and 1.7 per cent of secondary school pupils were recorded as Kurdish. This gives an estimate of around 2,050 pupils of Turkish/Turkish Cypriot origin and 450 Kurdish pupils.

In **Enfield** in 2005, 5.5 per cent of pupils were recorded as Turkish, 3.5 per cent as Turkish Cypriot and 1.6 as Kurdish.¹⁶ This means around 2,730 Turkish pupils, 1,740 Turkish Cypriot pupils and 790 Kurdish pupils. The proportions of Turkish and Kurdish pupils have been increasing since 1993, while the proportion of Turkish Cypriot pupils has hovered between 3.2 per cent and 3.8 per cent over this period.

Information on ethnicity in **Islington** in 2004 showed 4.5 per cent of pupils recorded as Turkish/Turkish Cypriot, 1.5 per cent Turkish

and 1.1 per cent Kurdish.¹⁷ This means around 1,400 Turkish or Turkish Cypriot pupils and 250 Kurdish pupils. Research carried out for the education provider in Islington found that a large proportion of Kurdish pupils were incorrectly recorded by schools as Turkish or Turkish Cypriot.¹⁸ Reasons for this included staff 'guessing' the ethnicity from the language spoken; difficulties with interpreters; parents being unwilling to challenge the schools' labelling or being concerned that they will not receive the same level of service if they disclose their ethnicity as Kurdish because of their past negative experiences. This is an example of the complexities of ethnic monitoring and points to the undercounting of Kurdish pupils in London's schools.

In **Barnet's** Pupil Level Annual Census in 2005, 558 pupils were recorded as Turkish, representing 1.2 per cent of all pupils. A higher proportion of Turkish pupils were eligible for free school meals than the average for the borough - 31.4 per cent, compared with 17.7 per cent. Kurdish and Turkish Cypriot pupils were not separately identified.

In **Southwark** in 2002-03, 0.8 per cent of pupils were recorded as Turkish, 0.7 per cent as Turkish Cypriot and 0.1 per cent as Kurdish.¹⁹ This would mean around 260 Turkish pupils, 230 Turkish Cypriot and 30 Kurdish.

Pupil achievement levels

Where information is available on detailed ethnic groups, the achievement levels of Turkish, Kurdish and Turkish Cypriot pupils has been a cause for concern. Nationally in 2003, only

30 per cent of Turkish/Turkish Cypriot pupils attained 5 or more GCSEs at grades A* to C, compared with an average of 51 per cent of all pupils.²⁰ By 2005, there had been a considerable improvement, with 40 per cent of Turkish and Kurdish pupils attaining five more A* to C graded GCSEs, compared with a national average of 55 per cent for all pupils in maintained schools.

The Commission on Race and Education at the Association of London Government (now London Councils) identified a mixed but generally worrying picture in 2003.²¹ In Islington, Turkish and Turkish Cypriot pupils slipped from a high level at Key Stage 1 to the lowest level at Key Stage 2 and GCSE. In Lambeth, they improved from lowest level Key stage 1 to mid-table Key Stage 2 but then second lowest at GCSE. In Lewisham, Turkish pupils were mid-table for GCSE results, but Waltham Forest, Southwark and Enfield showed more consistent lower-level results.

In Islington, the education provider, CEA@islington, reported progress in some areas in its Annual Performance Reports.²² In 2004-05, it reported a large improvement in reading and mathematics by Turkish pupils at Key Stage 1 and an improvement in Turkish girls' performance in mathematics at Key Stage 2. The previous year it reported an improvement in the performance of Turkish girls in English at Key Stage 2. It also reported a continuing improvement in the performance of Turkish pupils in mathematics at Key Stage 3 and a large improvement in English, among Turkish pupils, especially boys. There had also been an initiative with Turkish pupils and

their parents which had resulted in many A and A* grades in Turkish GCSE.

The London Borough of Waltham Forest looked at inequalities in attainment by pupils at ages 11, 14 and 16 by gender and ethnic group.²³ Turkish pupils, both boys and girls, were amongst the groups with the lowest attainment levels, but the analysis also showed the impact of economic disadvantage. Fifty-four per cent of Turkish girls who were not eligible for free school meals achieved the target attainment levels, just above the borough average of 53 per cent, while only 30 per cent of those who were eligible for free school meals reached the expected level. The difference for Turkish boys was less marked, but still significant, with just under 40 per cent not eligible for free school meals reaching the expected level, compared with 26 per cent of those eligible.

The proportion of Turkish pupils attaining five or more GCSE A* to C grades in Southwark was 35 per cent in 2002/03, compared with a borough average of 40 per cent and a national average of 53 per cent. Only 8 per cent of Turkish Cypriot pupils attained this level and 17 per cent of Kurdish pupils. However, the numbers of pupils are very low, so these figures need to be interpreted with caution.

Factors affecting school achievement

As well as the effects of socio-economic deprivation, including poor housing conditions, other problems may affect attainment at school.²⁴ In a study of 250 young Turkish and Kurdish people aged 16 to 23 in Haringey, they cited the quality of the schools they attended,

language difficulties, especially for young Kurdish people, and the tensions and fights between different ethnic groups. There were also high levels of truancy and exclusion.

The London Challenge Turkish Community Action Forum was set up by the Department for Education and Skills (DfES, now the Department for Children, Schools and Families) to obtain the guidance of the Turkish community in London on the reasons for the under-performance of Turkish pupils and how parents could be supported to assist their children to achieve better results.²⁵ This is part of the London Challenge, launched in May 2003 by the DfES, with the primary aim of raising aspirations and attainment in secondary education in London. Its remit included transforming the education of 11 to 19 year olds in Haringey, Hackney, Islington, Southwark and Lambeth and narrowing achievement gaps within and across London schools.

The Turkish Community Action Forum identified a number of factors which impacted on the attainment of Turkish, Kurdish and Turkish Cypriot pupils. These included:

- The scarcity of bilingual Turkish and Kurdish speakers in schools.
- A poor understanding by teachers of the cultures of the communities.
- Pressures on parents, including money worries, long hours of work, uncertainty about immigration status, and being moved around frequently in temporary accommodation.
- The Forum made a number of recommendations on strengthening communications with parents and more generally on improvements in schools.

These included measures to encourage more members of the communities to go into teaching and to retrain members of the communities who are qualified teachers in their home countries. The London Development Agency has supported work on this issue and the Mayor 's new London Strategic Migration Partnership will also consider it.

Education

In an attempt to address the educational attainment level of the pupils from London's Turkish speaking communities, the Mayor's Office commissioned an education report which investigated the problems affecting students and provided solutions on how performances can be improved. The report adopts an inclusive approach which endorses the involvement of parents, community leaders, faith groups and others in the work to improve achievement levels.

The Mayor's Board for Refugee Integration in London (now LSMP) has looked at a 'holistic model' to address the education of refugee and asylum seeker children, incorporating parental involvement, community links and a multi-agency approach, plus good data and information collection and good support services, drawn together in a strong policy.²⁶ It has recognised that more could be achieved if supplementary schools and mainstream schools worked together more, to identify the extra help needed to assist young refugees to succeed in school and target those areas in the supplementary school sessions.²⁷ These observations will feed into the Mayor's strategy for refugee integration in London.

Qualifications of adults

There is currently no Census information on the qualifications of adults by specific ethnic group, so we can only look at qualifications by country of birth, which means those in second and subsequent generations are not included. Since younger people are more likely to still be in education and older people are less likely to have formal qualifications, table 7 shows adults aged 25 to 44. This table shows that those born

in Turkey and Cyprus were far less likely than the general population to hold higher level qualifications and far more likely to have no recognised qualifications. Those born in Iran, Iraq and Syria, on the other hand, were much more likely to hold higher level qualifications than the general population, reflecting the fact that many who arrived from these countries were intellectuals and professionals, fleeing political oppression.

Table 7 Qualifications by country of birth, persons aged 25 to 44, Census 2001

Country of birth	Highest level of qualification			All
	Higher level	Lower level	None, other or unknown	
	%	%	%	%
Cyprus	24.0	33.7	42.2	100.0
Iran	55.9	28.9	15.2	100.0
Iraq	51.1	23.7	25.2	100.0
Syrian Arab Republic	48.9	28.9	22.2	100.0
Turkey	20.9	17.8	61.3	100.0
All countries	26.3	32.6	41.2	100.0

These qualifications do not necessarily include skills for which formal qualifications were not required, such as tailoring. Nor do they include certain foreign qualifications which are not recognised in this country. A study of refugee women qualified in their countries of origin as doctors, nurses and teachers for the GLA by the Refugee Women's Association examined the difficulties and cost involved in re-qualifying for the UK.²⁸ 'Financing the costs involved in re-qualification can be prohibitive. Not only are there the exam fees, there are childcare costs, travel costs and for doctors

especially, the cost of having to buy expensive course books.'

The Mayor's work on refugee integration has recognised this issue and his strategy aims to support refugee professionals seeking to have their qualifications recognised and work in London.

A survey of young Turkish, Kurdish and Turkish Cypriot people aged 16 to 23 in Haringey found that the level of qualifications was clearly related to the length of time they had been in Britain.²⁹

Those with the best qualifications were those born in Britain or those who had arrived before the age of 10. Those who arrived after the age of 15 were least likely to have any qualifications. This survey found however, that those who did achieve good GCSE results went on to A level and higher qualifications.

London Skills and Employment Board

The Mayor chairs the Skills and Employment Board for London and launched the Board's first Skills and Employment Strategy for London in July 2008.³⁰ The Strategy sets out a blueprint for the changes required to improve employment and skills outcomes for Londoners and London employers over the next five years.

The Strategy seeks to work with employers to better support them in providing more job and skills opportunities to Londoners which will in turn benefit their businesses and maintain the capital's economic position. The Strategy recognises that of equal importance is ensuring that Londoners get the skills and support they need to secure and progress in employment.

4 Language, religion and culture

Language

Turkish is a subfamily of the Altaic languages and is spoken in Turkey, Cyprus, and elsewhere in Europe and the Middle East.³¹ The Centre for Information on Language Teaching has predicted that Turkish is one of the languages which will become increasingly important for business, along with Urdu, Chinese, Bengali and Arabic.³²

Kurdish is an Indo-European language related to Persian; the three major dialects spoken today (and not completely comprehensible to each other) are Kurmanji, Sorani, and Zaza.³³ According to the Refugee Council, Kurdish people from Turkey speak Kurmanji, while Kurdish people from Iraq speak Sorani as their first language.³⁴ Sorani is the dominant written form of Kurdish. Because of past restrictions on Kurdish in Iran and Turkey, Kurmanji is not widely printed and read. This may affect the numbers of Kurdish speakers identified in language surveys.

Almost all Kurdish men speak some Turkish, but Kurdish women often do not if they have not attended school. Kurdish people may choose to speak Turkish in public places.

The main information on languages is from surveys in schools. The last comprehensive survey of all London schools was in 2000, when Turkish was found to be the sixth most frequently spoken language, spoken by 15,600 pupils (just under two per cent of the total). Kurdish was the 24th most common language, spoken by 1,400 pupils.³⁵ It needs to be noted however that language reporting is subject to similar issues to ethnic monitoring, leading to

likely under-counting of the numbers speaking Kurdish in particular.

More recent information is available from some London education authorities:

Turkish is the second most common language spoken by pupils in **Haringey** schools, after English. Nearly 11 per cent (3,299) of all pupils in primary and secondary schools speak Turkish and 466 pupils speak Kurdish. This represents 1.5 per cent of all pupils.

Turkish is also the second most common language spoken by pupils in **Enfield** schools.³⁶ In 2005, 8.8 per cent of pupils spoke Turkish (around 4,380 pupils) and just under one per cent (390 pupils) spoke Kurdish.

The most commonly spoken language in **Islington** schools was Turkish, just ahead of Bengali.³⁷ Over 17 per cent of pupils with English as an additional language spoke Turkish - around 1,560 pupils.

In **Camden**, Turkish was spoken by 199 pupils and Kurdish by 73 in 2004-05.

According to the Centre for Language Teaching, being bilingual has been found to be generally advantageous for pupils. An article on the Turkish Cypriot population supports this view.³⁸ 'In our particular Turkish Cypriot (and Turkish) case, we suggest that migrants in Britain can feel more "at home" when they are bilingual. They can feel more "equal" to the rest of the population because they have their own sense of cultural empowerment, which they have through

their capacity to move across the different cultural spaces to which they have access.’

However, the lack of good English language skills can be a barrier to independence and to employment in particular. Poor English has been particularly identified as a problem for women. For instance interviews with Turkish/ Kurdish speaking Muslims in Hackney for the Community Engagement Project found that 49 per cent of the women described their English as poor or average, compared with 26 per cent of the men.³⁹

Religion and culture

Most Turkish and Turkish Cypriot people living in London come from a Muslim background. The majority of Kurdish people who originate from Iraq, Iran, Syria or Turkey are Sunni Muslims, but some of those who came from Turkey are Alevi Muslims.⁴⁰ There are differences in practice between Alevis and other Muslims. These include not praying five times a day, not segregating the sexes or practising the same dress code for women and permitting alcohol. Other Kurdish people are Christians and Zoroastrians, a religion which originated in Iran.

Cultural life tends to focus on religious festivals and family events, such as weddings. The main festivals include:

- Newroz, celebrated on 21 March. Kurdish communities celebrate Newroz as the beginning of the New Year. It is also celebrated in many other countries including Iran, in Azerbaijan, Afghanistan, Albania, India, Turkey, Zanzibar and various countries of Central Asia.
- Turkish National Children’s Day on 23 April, which goes back to the foundation of the Turkish Grand National Assembly in 1920
- National Youth and Sports Day, 19 May
- Celebration of Turkish Republic, 29 October
- Eid or Ramadan Bayram - marking the end of the month of fasting
- Kurban Bayram/ Eid ul Adha - a Muslim religious festival commemorating the Prophet Ibrahim’s (Abraham’s) willingness to sacrifice his son Ismael (Isaac) for God.

The Turkish and Kurdish speaking communities have a strong identity - they have learnt to rely upon each other for much of the help that they need. This together with their shared language, culture and minority status has given them a strong resilience.⁴¹ A lot of the community members also have a hard work ethic, as they often work together in families for long hours in their own businesses.

Coming from what were predominantly rural and village backgrounds, first generation Turkish-Cypriot migrants managed to establish themselves successfully in their new urban location. Kinship networks and family loyalties have been crucial in sustaining stable and self-contained community structures.

For some Turkish people, the social sphere may only include Turkish people and their homes, community centres, and Turkish shops, restaurants, cafés and bars.⁴² However Turkish Cypriots and second generation people from Turkish and Kurdish background tend to be more integrated.

There are a large number of community associations and Turkish speaking Saturday schools which teach Kurdish and Turkish to children and offer religious and cultural classes.

The advent of satellite television means that Turkish-speaking migrants throughout Europe (and beyond) can tune in to numerous channels broadcasting from Ankara and Istanbul.⁴³ In addition, the Kurdish-language stations, Medya TV and Kurdsat target Kurdish populations across Europe, Turkey and the Middle East.

There are a number of Turkish language newspapers in London, including the Londra Gazete, Toplum Postasi, Avrupa, Haber, Star and Olay. Telgraf is a Turkish and Kurdish language paper. The London Turkish Radio station operates in north London.

Culture

The Cultural Metropolis is the Mayor's vision for cultural strategy in the capital, and it sets out initial thinking for the visual and performing arts, museums, galleries, archives, libraries, crafts, music and arts provision, the creative industries, heritage and tourism. The Mayor is committed to showcasing the diversity which exists in the capital's communities and in 2009 hosted the first Newroz festival on Trafalgar Square. London's Turkish, Kurdish and Turkish Cypriot communities have met with the Olympic delivery organisations to discuss input into the 2012 Olympic culture programme.

Sport

The Turkish and Kurdish Football Federation (TKFF) was established in 1992 by members of

the youth group of Day-Mer Turkish and Kurdish community centre, and now includes twenty teams made up of players of African-Caribbean, Asian and East European backgrounds.⁴⁴ The Turkish Community Football Federation (TCFF) was established in 1977 and currently has 16 senior teams playing in two divisions, as well as under 16 and under 14 youth leagues.⁴⁵ Shaho Qadir won Sportsman of the Year Award at the London Sports awards.⁴⁶ Shaho is Kurdish and became disabled at 13 during an attack under Saddam Hussein's regime in Iraq. After 15 years of intermittent imprisonment and persecution he finally found refuge in the UK. After moving to London he was introduced to a new sport - wheelchair racing. He won his first competition event in 2005 - the Silverstone Half Marathon - and has since finished well in competition with highly experienced international competitors.

Art

In 2005, the Royal Academy of Art held an exhibition of Turkish art and culture covering the years 600 to 1600. It also featured a display of contemporary Turkish architecture. London's architecture has been influenced by Turkish architecture - Sir Christopher Wren researched Ottoman mosque architecture and influences have been detected in his design of the church tower of St Mary le Bow and the dome of St Paul's Cathedral. In October 2006 to February 2007, the Museum of London held a refugee exhibition *Belonging: Voices of London's refugees*, with the participation of the Kurdish cultural heritage project.

For the past 19 years, Day-Mer Turkish and Kurdish community centre, has run an arts and

culture festival, which takes place in Clissold Park, Stoke Newington. The programme includes music, dance performances and stalls. The Day-Mer festival is included as part of the RISE festival, which brings all communities together to celebrate London's diversity.

The Turkish Forum holds a Turkish Festival annually on the South Bank as part of the Coin Street Festival. The event celebrates Turkish culture in London with live music from traditional and modern Turkish performers, dance performances and stalls featuring textiles, jewellery and crafts.

There is a Turkish Film festival at the Rio cinema in Dalston every year and the fifth London Kurdish Film Festival, supported by Kurdish community centres, took place in December 2007.

Food

Turkish and Kurdish communities have contributed to London's rich culinary diversity, both through restaurants and shops stocking food items imported from Turkey and other countries. Originally mainly based in the areas of North London where the communities are concentrated, restaurants have spread to the West End and many other parts of London. Recognised restaurant chains include *Sofra* and *Tas*.

Voluntary and community sector

There is a very strong voluntary and community sector amongst Turkish/ Kurdish speaking communities in London, illustrating their strong sense of self-reliance and commitment to civic participation. A 2005 research study by the Home Office found that 'those who follow the

Muslim faith' were more likely to take part in civic activities than people of other faiths.⁴⁷ Others may be funded by individual borough councils, health trusts, the Big Lottery Charities Fund and other charitable sources.

Political representation

There was a notable increase in the political representation of the Turkish, Turkish Cypriot and Kurdish communities at the last local elections in May 2006. Hackney elected four Turkish and Kurdish councillors, the highest number ever. Haringey also has four Turkish and Kurdish councillors.

The Kurdish, Turkish and Turkish Cypriot Election Platform has been encouraging more people from the communities to register to vote. The now defunct Londoner newspaper in November 2006 reported that around 2,500 people from the communities had put their names on the electoral register over the previous 18 months with the help of the Election Platform.

5 Employment and economic status

Economic activity

The Census information on economic activity is unfortunately not available by gender for detailed ethnic groups or detailed country of birth. This means the picture is not as clear as it could be, as employment rates among women vary considerably between different ethnic groups. It is likely that some people working for their families are not included in the official employment figures.

The overall figures in Table 8 show lower employment rates among Turkish, Turkish Cypriot and particularly Kurdish communities in London. However, this is partly explained by a higher proportion of students and a higher proportion

looking after homes and families, more likely to be women. There was, however, a higher unemployment rate than among the general population, amounting to nearly 13 per cent for the Kurdish population and nearly 10 per cent of the Turkish population, both more than double the general rate of 4.7 per cent.

The rate of self-employment was higher for Cypriots, but average for Turkish people and lower for Kurdish people. Part-time employment (less than 30 hours a week) was more common than in the general population. Nearly 48 per cent of Kurdish employees worked part-time, as did 34 per cent of Turkish employees and nearly 26 per cent of Turkish Cypriot employees.

Table 8 Economic activity, by ethnic group, population aged 16 to 64, London, Census 2001

	Cypriot (part not stated)	Kurdish	Turkish	Turkish Cypriot	All
	%	%	%	%	%
Part-time employees	7.4	7.3	8.8	9.7	9.1
Full-time employees	32.2	8.0	17.1	28.0	46.5
Self-employed	15.1	5.2	9.2	13.0	9.4
Unemployed	5.1	12.8	9.9	7.7	4.7
Economically active full-time student	2.7	3.0	3.9	2.9	3.2
Retired	1.7	0.6	0.6	1.0	3.1
Economically inactive student	12.3	15.0	12.2	7.6	7.2
Looking after home/ family	9.1	17.8	15.9	13.3	7.7
Permanently sick/ disabled	7.5	7.9	6.1	8.4	4.5
Other	6.9	22.5	16.4	8.4	4.4
All people aged 16 to retirement age	100.0	100.0	100.0	100.0	100.0
Proportion of employees working part-time	18.7	47.7	34.0	25.6	16.4

Table 9 shows a similar picture of economic status by country of birth, but illustrates more clearly the differences for those born in Cyprus, who had an older age structure and have a high rate of self-employment, a lower proportion of

students, higher rates of sickness or disability and a higher proportion of retired people. People born in Turkey and Iraq had the lowest employment rates, at just over 30 per cent and 36 per cent respectively.

Table 9 Economic activity, by country of birth, population aged 16 to 64, London, Census 2001

	Cyprus	Iran	Iraq	Syrian Arab Republic	Turkey	All
%	%	%	%	%	%	
Part-time employees	8.5	7.1	7.9	6.2	8.4	9.1
Full-time employees	26.4	28.4	20.0	25.6	13.8	46.5
Self-employed	16.7	14.2	8.4	11.0	8.1	9.4
Unemployed	5.2	7.1	8.8	7.1	10.7	4.7
Economically active full-time student	0.8	3.1	2.7	4.5	3.4	3.2
Retired	7.1	2.2	2.3	2.3	0.9	3.1
Economically inactive student	4.1	11.7	10.8	11.8	12.1	7.2
Looking after home/ family	11.7	11.1	16.1	17.0	17.1	7.7
Permanently sick/ disabled	11.5	6.3	10.4	5.2	6.3	4.5
Other	7.9	8.8	12.5	9.5	19.1	4.4
All people aged 16 to retirement age	100.0	100.0	100.0	100.0	100.0	100.0
Proportion of employees working part-time	24.4	20.0	28.4	19.4	37.9	16.4

Industry sector of people in employment

People born in Cyprus were more likely than the general population to be involved in manufacturing. Over 25 per cent of Londoners born in Turkey were involved in the wholesale and retail trade, compared with just over 14 per cent of the general population and nearly 19 per cent of those born in Cyprus. Hotels and

restaurants were also an important sector for those born in Turkey, employing nearly 22 per cent. This compares with nearly 12 per cent of those born in Cyprus and less than five per cent of the general population.

There is no information on industry sector by detailed ethnic group.

Table 11 Employment by industry sector, by country of birth, 2001 Census

Country of birth	Cyprus	Iran	Iraq	SAR	Turkey	All
	%	%	%	%	%	%
Manufacturing & primary industry	14.6	7.0	8.3	6.7	9.8	8.4
Construction	5.5	3.1	4.7	3.4	3.2	5.3
Wholesale & retail	18.6	20.0	21.4	17.0	25.2	14.4
Hotels & restaurants	11.8	7.2	7.1	10.8	21.8	4.6
Transport & communications	7.1	6.5	5.8	8.8	6.7	8.2
Financial intermediation	4.6	6.8	4.5	9.4	4.1	8.0
Business activities, renting etc	13.3	22.1	20.3	16.2	11.0	20.3
Public administration & defence	2.9	2.1	2.2	0.9	1.9	5.4
Education	6.2	7.2	6.0	5.3	3.9	7.4
Health & social work	6.0	11.0	12.5	10.1	5.3	10.1
Other	9.4	7.4	11.3	7.1	7.9	
All in employment	100.0	100.0	100.0	100.0	100.0	100.0

Comparison with the rest of England and Wales

Londoners from Turkey and Cyprus have very low employment rates compared with those living outside London, whereas for most migrant groups there is little difference between London and rest of England and Wales.⁴⁸ This may be partly due to gender differences. In London around half of the born in Turkey population are women whereas

outside London only around one-third are women.

Cypriots in London are more likely to class themselves as 'White Other', whereas outside London they are more likely to be 'White British'. According to the Labour Force Survey, around 34 per cent of London's Cypriots are 'White British' compared with 81 per cent of those living in the rest of the UK.

Table 12 Percentage of population aged 16 to 64 in employment by country of birth, London and the rest of England and Wales, 2001 Census

Country of birth	Resident in London in employment		Resident in rest of England & Wales in employment	
	Number	%	Number	%
Turkey	9,894	35.9	6,689	65.4
Cyprus	17,696	54.2	17,152	77.7
Syrian Arab Republic	734	51.0	838	63.7
Iraq	4,927	42.1	5,166	52.7
All migrants		65.3		66.7

Unemployment rates were more than twice as high for Londoners born in Turkey and Cyprus than those in the rest of England and Wales, although the rate outside London for those born in Turkey was still much higher than the general population.

Table 13 Unemployment rates in London and rest of England and Wales, by country of birth, Census 2001

	London		Rest of England and Wales	
	Number unemployed	%	Number	%
Turkey	3,824	26.4	893	11.3
Cyprus	1,856	9.4	819	4.5
Syrian Arab Republic	145	15.5	108	10.8
All residents	223,833	4.6	1,250,093	3.6

Business activity

According to a study by the London Development Agency⁴⁹, 'The Turkish Forum estimates that there are as many as 10,000 Turkish enterprises in the UK. Most businesses are small local and provide for community needs, such as catering, retail and textiles. Some of these businesses retain strong trading links with

Turkey or Turkish Cyprus and often operate in similar sectors, but on a much bigger scale and can employ large numbers of people in London or elsewhere. In addition, jewellery, finance, insurance, shipping and property industries are key sectors for the Turkish community.'

London Medya Ltd provided a guide to Turkish-speaking businesses in London in 2003.⁵⁰ In their introduction they commented, ‘Since 1999 there has been evidence for a noticeable diversification in trades...Key informants confirm that this has continuously happened since the collapse of the textile industry...Many Turks from mainland Turkey came to the UK, particularly London, in the 1970s and 1980s with textile skills, such as tailors, trimmers, in order to work in the textile industry. At that time, the establishments in the textile industry employed over 90 per cent of Turkish speaking people...It is the collapse of the textile industry in western industrialised countries that pushed many Turkish people into self-employment.’

‘Following the end of the textile trade various other trades have taken over, such as restaurants, fish and chip shops, kebab shops, cafés, supermarkets, minicab offices, off-licenses, import-export and various other trades. Some companies have achieved a great deal in a short space of time’.

Business support, skills and employment

The London Development Agency manages the Business Link service for London, a free, impartial business advisory service available to anyone starting or running a small or medium sized business. Recognising that some groups face specific barriers, the service aims to tackle these barriers by ensuring services are accessible and by reaching out and engaging with Black, Asian and minority ethnic groups, women and disabled-led businesses, directly and through community groups. The LDA also launched its Opportunities Fund in September

2006. The fund aims to provide a more flexible form of funding to meet the needs of London’s communities.

Within the London 2012 Olympic and Paralympic Games programme objectives the Mayor has responsibility to maximise the economic, social, health and environmental benefits the Games bring to London and all Londoners. Subsequently there will be a number of training and skills opportunities for Londoners through the Games in areas such as construction and the Pre Volunteer Programme. A process of engagement will take place between the Mayor’s Office and London’s Turkish, Kurdish and Turkish Cypriot communities to ensure that they benefit from the Games.

The official sources of information again lack a focus on the health needs of Turkish, Kurdish and Turkish Cypriot communities. In a review of the evidence on ethnic disparities in health and health care by the London Health Observatory, the only issue raised for these communities was the level of smoking.⁵¹ The study also found one example of good practice - a hands-free telephone Turkish interpreting service provided by the Broadwater Farm Medical Centre and Haringey Community Care Trust to improve access to primary care services for the Turkish speaking Kurdish population.

A health impact assessment in the King's Cross area in 2005 found that the most common physical health problems amongst the Turkish, Turkish Cypriot and Kurdish communities were back problems, heart disease and breathing problems including asthma. Common mental health problems were depression (often due to feelings of isolation) and language / culture problems.⁵² The communities identified the need for more language specific services as at the time there was only one Turkish speaking advocate in one General Practice in the King's Cross area.

The previous Mayor wrote to Strategic Health Authorities expressing concerns about language facilities and access to health care provision for Turkish and Kurdish people. The responses indicated specific issues and action being undertaken.

Activities included:

- Provision of language services
- Raising awareness of diabetes
- Health promotion sessions, including women's

health, sexual health, smoking cessation and mental health

Derman, an organisation set up for the well-being of Kurdish and Turkish communities, runs a number of services in Hackney and Haringey.⁵³ These include a bi-lingual health advocacy service which operates in GP surgeries and health clinics to enable members of the communities to be better informed about, and gain full access to, health services. In 2007-08, the Advocacy Service assisted nearly 11,000 clients across the two boroughs. The organisation also 'assists health professionals in understanding the needs, aspirations, expectations and wishes of the Kurdish, Turkish and Turkish Cypriot patients.'

The Mayor's Office held a Turkish, Kurdish and Turkish Cypriot Health Seminar at City Hall in February 2006. Issues and recommendations discussed at the seminar included:

- The need for routine, accurate and consistent ethnic monitoring across all London health services and for good use of this information to plan and improve service provision.
- The importance of adequately resourcing and supporting community-led organisations to provide health-related services and to engage in partnership work with health services and boroughs.
- The need for London wide research to establish the size of London's Turkish, Kurdish and Turkish Cypriot communities.
- Greater understanding of cultural differences and support to staff when delivering health care, including around mental health.
- For information on NHS support to refugees and overseas qualified health professionals

seeking employment in health and social care to be disseminated across London health trusts and relevant community organisations.

Mayor's Health Inequalities Strategy

Under the 2007 Greater London Authority Act, the Mayor has new health duties to:

- Promote a reduction in health inequalities, in addition to promoting improvements in the health of Londoners
- Develop and lead a statutory pan-London health inequalities strategy, working with the Department of Health, the London Strategic Health Authority and other partners.

The GLA is working closely with a wide range of partners in developing this new role - including health organisations, community groups, academics and members of existing regional partnerships whose roles relate to health. A draft Health Inequalities Strategy was published by the former Mayor in January 2008. The current Mayor, Boris Johnson, will use responses to this phase of consultation to further develop the strategy's proposals for action. A public consultation draft will be published in early 2009.

Limiting long-term illness

Limiting long-term illness covers any long-term illness, health problem or disability which limits daily activities or work. Its prevalence tends to be highly related to age group, so Table 14 just shows the proportion with limiting long-term illness in the working age population. The rate of limiting long-term illness was higher for all the groups compared with the general population and highest for Kurdish Londoners (over 21 per cent) and Turkish Cypriots (19 per cent),

although the latter is influenced by the older age structure.

Table 14 Proportion of working age population with a limiting long term illness, by ethnic group, London, Census 2001

Ethnic group	% with limiting long term illness
Cypriot (part not stated)	16.7
Kurdish	21.4
Turkish	16.5
Turkish Cypriot	19.2
All London residents	11.7

Working age population is 16 - 64 inclusive for men and 16 - 59 inclusive for women.

Table 15 shows the proportion with limiting long-term illness by age group for each country of birth. This shows especially high rates for those born in Turkey for all age groups, except those aged 75 and over. The difference was especially pronounced for those aged 45 to 64.

Table 15 Proportion with a limiting long-term illness by age group, by country of birth, London, Census 2001

	Cyprus	Iran	Iraq	Syrian Arab Republic	Turkey	All London residents
	%	%	%	%	%	%
0 to 4	4.0	5.2	8.7	7.5	3.7	3.1
5 to 15	4.7	4.2	6.3	3.7	4.6	4.8
16 to 24	5.1	6.3	8.8	7.1	6.3	4.9
25 to 44	13.1	14.8	24.0	12.7	14.4	8.6
45 to 59	28.7	25.8	34.0	19.9	39.2	21.4
60 to 64	47.3	36.6	42.7	35.3	55.9	34.3
65 to 74	53.9	49.8	50.7	38.5	56.5	40.6
75 and over	71.1	63.3	61.2	61.0	54.3	60.3

Disabled people

Disabled people do not necessarily think of themselves as having a limiting long term illness, so may not all be included in the Census figures. There is no other source of information on the number of disabled people by detailed ethnic group or country of birth. A study by the University of York sought to establish the numbers of disabled refugees and asylum seekers in Britain and obtained information from two Kurdish and one Iraqi organisation in London.⁵⁴ Between them these organisations were in touch with over 600 disabled refugees. Many of the younger men, in particular, had physical impairments which had arisen as a result of torture or which were war-related injuries either from combat or as civilian casualties. A small number of women had also been permanently injured by bullets, mines or bombs. The Iraqi organisation reported a high prevalence of mental illness. Chronic health problems were most common among the older age groups.

Mental health

Mental health problems are common for those who have had to flee from their homes following oppression and also for those experiencing isolation and discrimination in a strange country. Research by the Kurdish Housing Association found that one in eight households had a member who was experiencing mental health problems.⁵⁵

Derman runs a counselling service in City and Hackney. The service provided counselling for 405 clients in April 2007 to March 2008, mainly referred by GPs and Hospitals. Three-quarters of those counselled were women.⁵⁶ Derman also provides group work and in January 2008 launched a mental health outreach service to support the community in general but also to identify and support men with mental health problems in particular.

Tenure

Kurdish and Turkish people are more likely to live in property rented from the council or a housing association than the London population as a whole, while Turkish Cypriots are more likely to be owner-occupiers. According to the 2001 Census, nearly 59 per cent of Kurdish households were renting from a council or housing association (together known as ‘social housing’), and nearly 47 per cent of Turkish households. This compares with 26 per cent of the general population and 31 per cent of Turkish Cypriots.

Private renting was slightly higher for both Kurdish and Turkish households than the general population, at around 15 per cent. Kurdish households were also more likely to have other kinds of tenures, such as accommodation provided by an employer or a relative or friend.

Only 13 per cent of Kurdish households were owner-occupiers, compared with 31 per cent of Turkish households, 58 per cent of Turkish Cypriot households and 56 per cent of all households in London.

Table 16 Tenure of households by ethnic group of household representative person, London Census 2001

	Cypriot (part not stated)	Kurdish	Turkish	Turkish Cypriot	All households
	%	%	%	%	%
Owns outright	29.5	3.8	8.5	19.1	22.1
Owns with a mortgage or loan	36.9	9.2	22.0	38.9	33.5
Shared ownership	0.8	1.3	1.0	0.4	1.0
Rented from council	15.0	40.6	34.5	23.4	17.1
Other social rented	5.9	18.1	12.1	7.7	9.1
Private rented	9.1	15.4	15.0	7.7	14.3
Other rented/other	2.8	11.7	6.8	2.8	2.9
All households	100.0	100.0	100.0	100.0	100.0

Looking at tenure by country of birth underlines the impact on housing tenure of the time of arrival and the circumstances leading to the move to the UK. People born in Cyprus tend to have been in the UK longer and they are more likely to have been able to become owner-occupiers. People born in Turkey have in general had less time to establish themselves and are therefore more dependent on social housing.

Table 17 Tenure by country of birth, London, 2001

Tenure	Cyprus	Iran	Iraq	Syrian Arab Republic	Turkey	All London residents
	%	%	%	%	%	%
Owns outright	32.2	16.7	13.2	16.0	6.0	19.0
Owns with a mortgage or loan	35.9	33.0	20.0	30.1	16.5	37.7
Shared ownership	0.5	0.7	0.5	0.6	1.2	0.9
Rented from council	15.0	11.4	16.3	14.0	38.0	16.4
Other social rented	5.4	9.9	15.3	9.4	13.6	8.7
Private rented	8.3	20.9	25.9	23.9	14.6	14.2
Living rent free	1.9	5.2	7.3	4.6	9.3	1.7
Living in a communal Establishment	0.9	2.1	1.5	1.7	0.8	1.3
All tenures	100.0	100.0	100.0	100.0	100.0	100.0

Household amenities

Only a small percentage of households in London have to share bathroom and toilet facilities, but the likelihood is higher for those born in Turkey, Iran, Iraq and Syria. This points to households sharing accommodation, with possible overcrowding for some. In 2001, six per cent of the population born in Turkey lacked central heating in their housing, a proportion close to the London average.

Research for the Kurdish Housing Association⁵⁷ found that, 'The household size of the community is on average larger than the national average with most households having more than five people. They experience acute

housing problems with most families living in poor and overcrowded housing conditions.' Many were in temporary housing and 63 per cent of respondents wanted to move out of their current accommodation.

A lower proportion of the population born in Turkey and Cyprus lived in communal establishments, which include residential care and nursing homes, psychiatric hospitals, educational establishments, hostels and prisons.

Mayor's Housing Strategy

In developing his Housing Strategy, the Mayor has an ambitious aim to deliver 50,000 affordable homes by 2011, in particular larger homes for families. Of these, 30,000 will be social rented homes, to reduce homelessness and overcrowding, and the remainder will be for low cost home ownership and renting. The Mayor believes that housing is about more than just bricks and mortar: it can be a powerful tool for giving people opportunities to improve their lives. He believes that his policies to help more people onto the housing ladder will significantly increase social mobility in the capital.

The Mayor also wants new housing to be better designed, with better space standards and the adoption of Secured by Design principles to reduce anti-social behaviour and crime. By directing resources from the Targeted Funding Stream, the Mayor will facilitate estate and area renewal, promoting the design of regeneration and renewal initiatives that create cohesive, mixed communities, deter criminal opportunism and demonstrate long term sustainability. All these strategies will feed into the work to meet the housing needs of London's Turkish, Kurdish and Turkish Cypriot communities.

Table 18 Household amenities by country of birth, London, 2001 Census

	Cyprus	Iran	Iraq	Syrian Arab Republic	Turkey	All London residents
	%	%	%	%	%	%
Living in household which:						
has sole use of bath or shower and toilet	98.5	96.6	96.5	95.7	97.4	98.0
does not have sole use of bath or shower and toilet	0.6	1.3	1.9	2.6	1.8	0.7
Living in accommodation which:						
has central heating	95.4	92.3	93.5	93.2	93.2	92.9
does not have central heating	3.8	5.6	4.9	4.9	6.0	5.8
Living in a communal establishment	0.9	2.1	1.5	1.7	0.8	1.3

Source: Census Commissioned Table Crown Copyright

8 Crime and community safety

There is little information about crime and community safety as they relate to the Turkish, Turkish Cypriot and Kurdish communities in the UK. Official statistics on offending and victimisation do not record ethnicity in detail. It is therefore only on the rare occasion of specific negative events affecting the local communities that they receive attention in the media, rather than the peaceful and law-abiding majority of the time, leading to a stereotypical view.

After a violent incident in the Green Lanes area in November 2002, the London boroughs of Hackney, Haringey, Enfield and Islington got together to look into Turkish, Kurdish and Turkish Cypriot communities in relation to various community safety issues including drugs and substance misuse, domestic violence, perceptions of crime and gangs. This Community Engagement Project involved ten different research projects by community groups, funded and supported by the four boroughs, the Department of Health and the University of Central Lancashire.⁵⁸

Amongst the findings from these projects were the following:

- Most respondents had never been a victim of a crime and felt relatively safe in their homes and walking the streets.
- It concluded that there was no significant drug or alcohol problem in Haringey and the surrounding areas, contrary to popular belief and media portrayal.
- There was occasional rather than frequent drug use but users were not aware of the long-term effects on their health. Service providers were not well-known to the communities.
- Fifty five per cent of Muslim women and 30 per cent of Muslim men contacted through a Mosque had experienced problems with religious discrimination, including verbal and physical abuse.
- Nearly all business people had experienced crime, but very few identified gangs as a problem.
- Media reporting was perceived as sensationalist and inaccurate, lacking follow-up and depth.
- Kurdish and Turkish women subject to domestic violence often felt forced to stay in violent relationships because of language problems, negative perceptions of the police (both in Turkey and the UK), financial dependence on their husbands and the rules of the immigration system.

A Turkish and Kurdish police surgery has been set up in Hackney, after consultations through the Halkevi community centre.⁵⁹ These meetings came to the conclusion that members of the communities were finding it hard to report crime because of their past experiences of policing in Turkey, their experiences of going to the police station in the UK and cultural issues and language barriers. The surgery is staffed by a Turkish speaking police officer (or a Turkish speaking Police and Community Support Officer in his absence) and a Kurdish interpreter.

There are two projects which specifically assist women from the communities experiencing domestic violence: the Ashiana Project and the Nia Project.

The Nia Project has a Turkish speaking advice worker and has won an award for its services.

London Violence Against Women Strategy

The Mayor has been working in partnership with the Child and Woman Abuse Studies Unit at London Metropolitan University as well as a broad range of voluntary and statutory sector organisations to develop a London Violence Against Women Strategy, which will be launched for public consultation in April 2009. It will address wider forms of gender-based violence in London including rape, domestic violence, forced marriage, stalking, sexual exploitation, prostitution and trafficking, female genital mutilation and crimes in the name of honour.

Turkish, Kurdish and Turkish Cypriot populations in London boroughs, Census 2001

Commissioned tables from the 2001 Census give some indications of the sizes of the communities and, in particular, the boroughs where they are more likely to be living. Any changes since 2001, including migration, are of course not reflected.

Table A1 shows the responses given by respondents to the Census question in which they were asked to write in their detailed ethnic group.

Note on Table A1: The borough figures only include groups with 200 or more people, but the Inner London, Outer London and Greater London totals include all those who reported their ethnic group. Therefore the totals add to more than the sum of the borough figures.

Table A2 shows the country of birth of respondents to the 2001 Census for Turkey, Cyprus (as a whole) and other possible countries of origin for Kurdish people.

Note on Table A2: The borough figures only include groups with 200 or more people, but the Inner London, Outer London and Greater London totals include all those who reported their country of birth. Therefore the totals add to more than the sum of the borough figures.

For both tables, the Census results only give borough figures for community groups of 200 or more, but the Inner London, Outer London and Greater London totals also include groups smaller than 200.

Table A1 Ethnic group, 2001 Census

	Cypriot (part not stated)	Kurdish	Turkish	Turkish Cypriot	Total population
Barking and Dagenham	-	-	457	208	160,751
Barnet	726	224	1,087	492	312,524
Bexley	-	-	433	343	215,587
Brent	-	-	373	-	261,170
Bromley	-	-	470	359	292,483
Camden	217	-	463	-	195,651
Croydon	-	-	910	-	328,771
Ealing	-	365	269	-	299,251
Enfield	1,885	1,425	5,931	4,225	271,459
Greenwich	-	-	877	458	210,753
Hackney	-	1,487	7,066	1,167	200,379
Hammersmith & Fulham	-	-	266	-	162,692
Haringey	743	2,593	6,221	1,787	214,825
Harrow	-	-	-	-	204,212
Havering	-	-	203	-	221,390
Hillingdon	-	-	-	-	240,465
Hounslow	-	-	220	-	209,223
Islington	363	750	2,844	609	174,251
Kensington & Chelsea	-	-	480	-	156,364
Kingston upon Thames	-	-	-	-	144,829
Lambeth	-	-	529	-	263,995
Lewisham	248	-	1,480	1,325	246,813
Merton	-	-	258	-	185,242
Newham	-	-	604	216	241,375
Redbridge	-	-	812	387	235,273
Richmond upon Thames	-	-	239	-	170,278
Southwark	331	-	1,343	725	242,790
Sutton	-	-	-	-	264,002
Tower Hamlets	-	-	586	-	192,900
Waltham Forest	282	303	1,889	644	215,343
Wandsworth	-	-	392	-	257,925
Westminster	-	356	471	-	178,993
Inner London	2,756	6,229	22,758	6,357	2,765,423
Outer London	4,604	3,430	15,069	7,717	4,405,638
Greater London	7,360	9,659	37,827	14,074	7,171,959

- Indicates less than 200.

Source: Census Commissioned Table C0183 CROWN COPYRIGHT

Table A2 Country of birth, 2001 Census

	Cyprus	Iran	Iraq	Turkey
Barking and Dagenham	440	-	-	264
Barnet	3,584	3,039	932	1,135
Bexley	612	-	-	-
Brent	1,108	1,276	1,742	373
Bromley	776	279	243	289
Camden	1,040	1,182	623	562
Croydon	938	536	358	931
Ealing	611	2,225	3,043	436
Enfield	11,802	659	246	6,176
Greenwich	855	-	249	494
Hackney	2,283	-	236	7,729
Hammersmith & Fulham	289	952	784	318
Haringey	6,036	582	272	8,589
Harrow	529	774	558	236
Havering	342	-	-	-
Hillingdon	353	389	326	-
Hounslow	354	565	646	275
Islington	2,313	409	223	3,123
Kensington & Chelsea	273	1,408	1,007	594
Kingston upon Thames	326	457	839	-
Lambeth	906	348	262	467
Lewisham	1,941	240	-	738
Merton	381	383	338	263
Newham	496	-	-	478
Redbridge	1,393	211	215	481
Richmond upon Thames	280	553	264	298
Southwark	1,906	231	285	804
Sutton	273	373	308	-
Tower Hamlets	558	-	-	443
Waltham Forest	1,698	-	-	1,728
Wandsworth	496	596	454	419
Westminster	670	1,616	2,026	609
Inner London	19,228	8,065	6,629	24,891
Outer London	26,660	12,333	10,665	14,237
Greater London	45,888	20,398	17,294	39,128

- Indicates less than 200

Source: Census Commissioned Table C0182 CROWN COPYRIGHT

- 1 For instance see The Migration of Turkish Speaking Communities to the UK Aydin Mehmet Ali in Turkish Speaking Communities & education - no delight (2001) FATAL publications. 'The Turkish speaking communities have been poorly documented and researchedTurkish speakers are grouped with other Europeans, masking the extent of their educational underperformance. The increasing incidents of racial attack... go largely unreported. Turkish speaking people in Britain thus emerge not only as a silent minority but very much a silenced minority.'
- 2 London Medya Guide 2003
- 3 Calculated at current exchange rates from the figure of over \$10.6 billion in 'Economic outlook for Turkey', Turkish Embassy in London, see www.turkisheconomy.org.uk/economy/UK_trade.htm
- 4 'The Migration of Turkish Speaking Communities to the UK', Aydin Mehmet Ali in Turkish Speaking Communities and Education - no delight (2001) FATAL publications
- 5 Turks in Britain Exhibition
- 6 www.homeoffice.gov.uk/rds/country_reports.html#countries
- 7 'The Migration of Turkish Speaking Communities to the UK', Aydin Mehmet Ali in Turkish Speaking Communities and Education - no delight (2001) FATAL publications
- 8 Turkish Speaking , Kurdish and Turkish Cypriot Community Engagement Project, summary of research commissioned and funded by London boroughs of Hackney, Haringey, Enfield and Islington, September 2005
- 9 Redefining London's BME-owned Business, London Development Agency, March 2006
- 10 Kurdish Community Profile, Community Empowerment Unit, Customer and Advice Services, London Borough of Hackney, 1999
- 11 London Borough of Haringey Equal Opportunities Policy Appendix 7
- 12 Housing Needs of the Kurdish Community in London, report of research commissioned by the Kurdish Housing Association
- 13 Young Turks and Kurds, A set of 'invisible' disadvantaged groups, Pinar Enneli, Tariq Modood and Harriet Bradley, University of Bristol, published by the Joseph Rowntree Foundation 2005
- 14 Beyond black and white: Mapping new immigrant communities, S. Kyambi, Institute for Public Policy Research, 2005
- 15 Ethnicity and Education: the evidence on Minority Ethnic Pupils, Research Topic Paper: RTP01-05, DfES January 2005

- 16 Enfield Research and Information
- 17 CEA @Islington PLASC and Language Census 2004
- 18 Kurdish Pupils in Islington Schools, Hasan _ahan, Education Consultant, for CEA@ Islington, November 2003
- 19 DfES Annual School Census 2003
- 20 Ethnicity and Education: the evidence on Minority Ethnic Pupils, Research Topic Paper: RTP01-05, DfES January 2005
- 21 Class Acts: Diversity and opportunity in London schools, a report from the Commission on Race and Education at the Association of London Government, March 2003
- 22 www.islingtonschools.net/Performance/reports/
- 23 Spotlight: A profile of Inequalities in Waltham Forest, Steve Griffiths for the Strategy and Social Inclusion Unit, London Borough of Waltham Forest, 2004
- 24 Young Turks and Kurds, A set of 'invisible' disadvantaged groups, Pinar Enneli, Tariq Modood and Harriet Bradley, University of Bristol, published by the Joseph Rowntree Foundation 2005
- 25 The London Challenge Turkish Forum, Department for Education and Skills DATE?
- 26 Arnot and Pinson, The education of asylum seeker and refugee children, University of Cambridge, 2005
- 27 MISSING NOTE
- 28 Missed Opportunities, A skills audit of refugee women in London from the teaching, nursing and medical professions, Refugee Women's Association, published by the Mayor of London, December 2002
- 29 Young Turks and Kurds, A set of 'invisible' disadvantaged groups, Pinar Enneli, Tariq Modood and Harriet Bradley, University of Bristol, published by the Joseph Rowntree Foundation 2005
- 30 London's Future: The Skills and Employment Strategy for London 2008 - 2013, London Skills and Employment Board, July 2008.
- 31 <http://www.britannica.com/eb/article-9073851/Turkish-language>
- 32 Language Trends 2005: Community language learning in England, Wales and Scotland, Centre for Information on Language Teaching, February 2005
- 33 The Kurdish Nationalist Movement, Opportunity, Mobilization and Identity David Romano, Inter-University Consortium for Arab and Middle East Studies, Montréal, Series: Cambridge Middle East Studies (No. 22)
- 34 See www.refugeecouncil.org.uk

- 35 Multilingual Capital, Baker, P. and Eversley, J. (eds), London, 2000
- 36 Enfield Research and Information
- 37 CEA @Islington PLASC and Language Census 2004
- 38 From spaces of identity to mental spaces: lessons from Turkish-Cypriot cultural experience in London, Kevin Robins and Asu Aksoy, *Journal of Ethnic and Migration Studies*, Vol 27, No.4, October 2001 pp 685-711
- 39 Turkish Speaking, Kurdish and Turkish Cypriot Community Engagement Project: Communities Respond September 2005. Summary of report available from the University of Central Lancashire at www.uclan.ac.uk/facs/health/ethnicity/communityengagement/turkishcommunityreport.htm
- 40 Housing Needs of the Kurdish Community in London, report of research commissioned by the Kurdish Housing Association
- 41 King's Cross Health Impact Assessment, Turkish-speaking communities, 2005
- 42 From spaces of identity to mental spaces: lessons from Turkish-Cypriot cultural experience in London, Kevin Robins and Asu Aksoy, *Journal of Ethnic and Migration Studies*, Vol 27, No.4, October 2001 pp685-711
- 43 Transnational Virtues and Cool Loyalties: Responses of Turkish-Speaking Migrants in London to September 11, Dr Asu Aksoy, Istanbul University, Visiting Research Associate at Goldsmiths College, University of London in *Journal of Ethnic and Migration Studies*, Vol 32, No.6, August 2006, pp 923-946
- 44 The Mayor's Annual Equalities Report Summary 2005/06
- 45 Turkish Community Football Federation www.tcff.org.uk
- 46 London Sports Forum www.londonsportsforum.org.uk
- 47 Diversity, trust and community participation in England, Home Office Research Study R253, 2005
- 48 Country of birth and Labour market outcomes in London, An analysis of Labour Force Survey and Census data, GLA Data Management and Analysis Group DMAG Briefing 2005/01
- 49 Redefining London's BME-owned Business, London Development Agency, March 2006
- 50 London Medya Guide 2003
- 51 Ethnic Disparities in Health and Health Care: A Focused Review of the Evidence and Selected examples of good practice, Peter J Aspinall and Dr Bobbie Jacobson, London Health Observatory, July 2004

- 52 King's Cross Health Impact Assessment, Turkish-speaking communities, 2005
- 53 Derman Annual report 2007-2008
www.derman.org.uk
- 54 Disabled Refugees and Asylum Seekers in Britain: Numbers and Social Characteristics, Keri Roberts and Jennifer Harris, Social Policy Research Unit, University of York, September 2002
- 55 Housing Needs of the Kurdish Community in London, report of research commissioned by the Kurdish Housing Association
- 56 Derman Annual report 2004-2005 Expanding services for a growing need.
- 57 Housing Needs of the Kurdish Community in London, report of research commissioned by the Kurdish Housing Association
- 58 Turkish Speaking, Kurdish and Turkish Cypriot Community Engagement Project: Communities Respond September 2005. Summary of report available from the University of Central Lancashire at www.uclan.ac.uk/facs/health/ethnicity/communityengagement/turkishcommunityreport.htm
- 59 www.londoncouncils.gov.uk/doc.asp?doc=16457